

SAFETY



✨ **STD IV -PROJECT CULMINATION** ✨

PBL Theme: *Safety First – Be Smart, Be Safe!*

End Product: Safety Norms Pamphlet

SAFETY
FIRST!



Introduction to Project Based Learning

- **Real-world, meaningful projects.**
- **Emphasizes active participation and engagement.**
- **Encourages application of knowledge and skills.**
- **Involves creating a product or presentation.**
- **Promotes critical thinking, collaboration, and problem-solving.**

Objectives of the Project

- Understanding Importance of Safety
- Reducing Accidents
- Encouraging Alertness
- Spreading Safety Awareness
- Developing Responsibility
- Awareness through Pamphlets & Activities
(School, Roads, Stations, Neighborhoods)

Key Steps of Learning

- Identifying Safety Issues
- Asking Key Questions
- Research & Information Gathering
- Watching Educational Videos
- Expert Interaction
- Creating Pamphlet (Final Product)

Launch

Recalling previous knowledge



Discussion about the meaning of safety



Students sharing their views



Safety matters everywhere and at all times



Project Details

Activities conducted in our project

- Group Collaboration
- School Safety & Emergency Drills
- Road Safety Signs & Signals
- First Aid & Emergency Help
- Pamphlet Designing
- Experience Sharing

INTEGRATION OF SUBJECTS

Subject integration

- English
- Math
- Science
- Social Science
- Hindi
- Marathi
- Drawing

ENGLISH



English

- Writing safe & unsafe rules (Home, School, Roads, Cyber)
- Simple Sentences.
- Grammar & Sentence Formation Practice

Hindi



- PBL में सीखा कि सुरक्षा हमारे जीवन का महत्वपूर्ण हिस्सा है
- स्कूल, घर और बाहर सुरक्षित रहना हमारी जिम्मेदारी है
- छोटी सावधानियाँ (नियमों का पालन, सड़क पर ध्यान) बड़े हादसों से बचाती हैं
- सुरक्षा केवल अपने लिए नहीं, दूसरों के लिए भी जरूरी है

Marathi



- रस्ता पार करताना उजवी-डावी बाजू पाहूनच रस्ता पार करावा.
- पादचाऱ्यांनी झेब्रा क्रॉसिंगचा वापर करावा.
- वाहतूक नियमांचे पालन करणे आवश्यक आहे.
- गाड्यांचा आवाज व हवेच्या प्रदूषणापासून स्वतःचे संरक्षण करावे.
- घोषवाक्य: “वाहतूक नियमांचे पालन करूया, आपले जीवन सुरक्षित करूया.”

MATHEMATICS



- Counting Safety Signs (Traffic Lights, Zebra Crossings, Traffic Signs)
- Grouping by Shapes & Colors
- Creating Number Patterns
- Measuring Safe Distances
- Calculating Time to Cross Roads

SCIENCE



- Importance of Safety
- Science & Safety Equipment
- Road Safety
- Home Safety
- School Safety
- First Aid
- Activities & Learning

Social Science



- Communication Safety (Mobile, Internet, Computers)
- Stranger & Personal Information Awareness
- Teamwork & Cooperation
- Daily Life Safety Awareness

Drawing



- Colorful Pamphlets
- Clear Safety Messages
 - “Cross at Zebra Crossing”
 - “Wear Helmet”
 - “Don’t Rush at Stations”

Expert Talk

A warm welcome to the RTO officers





Mrs. Panhale is sharing valuable tips for safe driving



Guiding students about road signs.









Safety rules explanation



Road safety signs explanation



Mr. Joshi is explaining the importance of fire extinguishers



Explanation of P-A-S-S method







Use of Fire Extinguisher



Use of a fire Extinguisher-step wise



SAFETY

Simple safety practices

FIRST

End product

Students' End product

Safe

1. Check electrical supplies before use.
2. Do prevent electrical currents.
3. Do unplug the wires before repairing any electrical device.
4. We should always switch off the button after use.
5. Do install proper and tidy electrical cords.
6. Do install warning signs.
7. Do call for help.



Unsafe

1. Don't touch the switch with wet hands.
2. Don't place any liquid near the switch board or any electrical devices.
3. Don't touch broken wires.
Don't let the small children go near sockets.
5. Don't cross the high voltage electrical circuit which is not isolated.




Electrical safety

ELECTRICAL

SAFETY



Home



Do NOT Touch
Switch Board with
WET HANDS



Members

Members :-

- Anadhya . L ⚡
- Karunya . M ⚡
- Himanshu . M ⚡
- Jyushna . M ⚡
- Anay . N ⚡
- Nivedita . P ⚡



Kitchen safety


Unsafe

Don't keep hot food directly in fridge.

Don't allow children to play with hot pots.

Do not run around the room where food is being prepared.

Never leave children unattended in the kitchen.



Safe

Keep sharp objects stored.

Store all ingredients neatly.

Ensure that fire extinguisher is working.

Keep a first aid kit around the kitchen.

Wash hands before and after cooking.

Railway station safety



LPG gas safety

Turn off gas after use

Keep windows open while cooking.

Regularly inspect gas pipes.




Don't keep gas cylinder horizontal

Don't keep cloth, paper or books near the stove.

Don't play near the gas



Safety while Travelling



★ Safety While ★

★ Travelling at Night ★

- 1) Aryan ★ R
- 2) Shambhavi ★ R
- 3) Vedanshu ★ S
- 4) Sarang ★ S
- 5) Dhamniko ★ S
- 6) Reva ★ S

Safety at public places

Safe ✓

1. Be alert and be safe.
2. We must follow the queue and discipline at railway ticket counter.
3. We must follow signs at railway station.
4. We should wait till the train stops completely.
5. We must keep the railway station hygienic.




Not safe ✗

1. Don't wear gold ornaments while travelling.
2. We must not run near railway tracks.
3. We should not make crowd at the ticket counter on railway station.
4. Don't jump out, while the train is moving.
5. Avoid travelling on foot board.

Safety while cycling



★ We should not use headphones while riding.



★ Don't use mobile phone.



★ Parking for cycle.



★ No parking.



★ Ahead traffic signal.



★ Stop.

Safety while Cycling

Aarav . D

Aniket . D

Shirtej . B

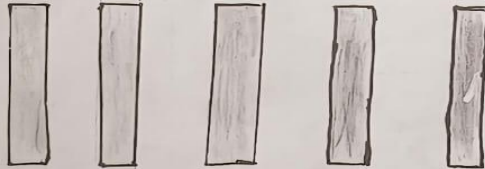
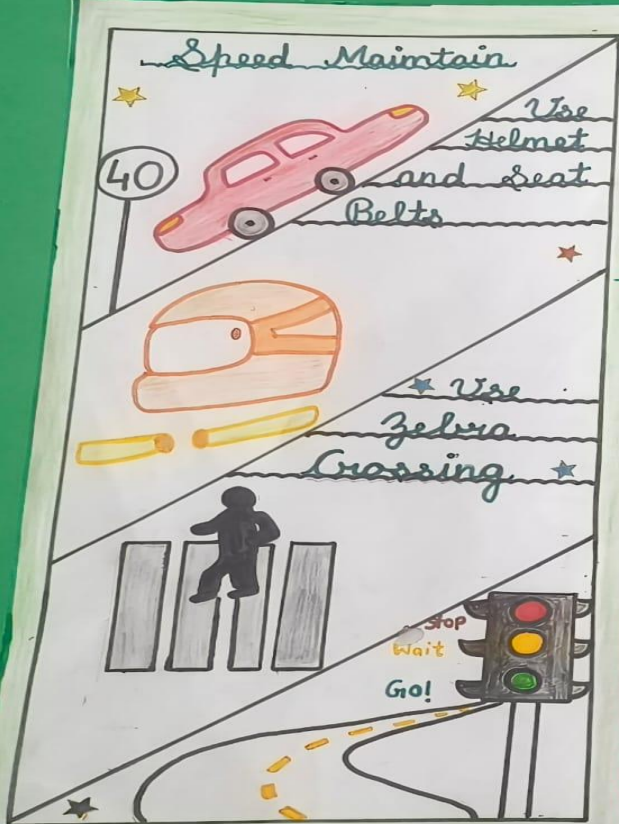
Ritesh . C

Purvesh . A

Swarshit . B

Devash . C

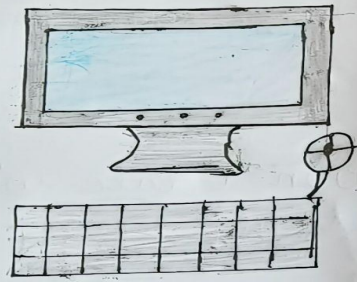
Road safety



Safety
while
crossing
road

- Harshita . G
- Gargi . G
- Rohit . G
- Trisha . D
- Avishkar . D
- Yuvraj . D

Social media safety



Don't use social media to impress people ; use it to impact people.

Group members

- Aditi. S. Thite
- Shrutika P. Wajal
- Adhira A. Sonwane
- Kaivaly S. Thombre
- Yashasvi P. Tidke
- Suvaria G. Wajal

Be safe while using social media

Social Media





Drama / Skit

QUIZ

Guest Speech



Vote of Thanks

THANK YOU

